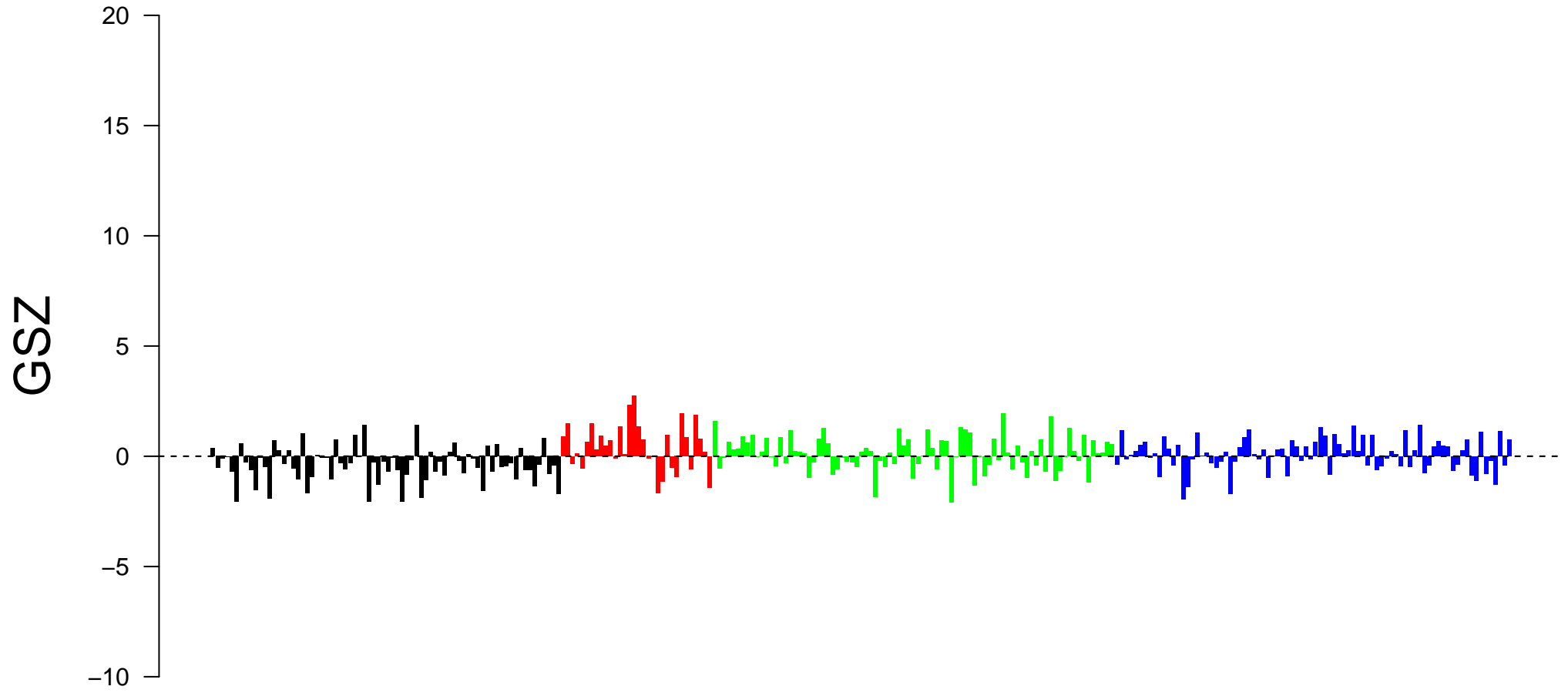
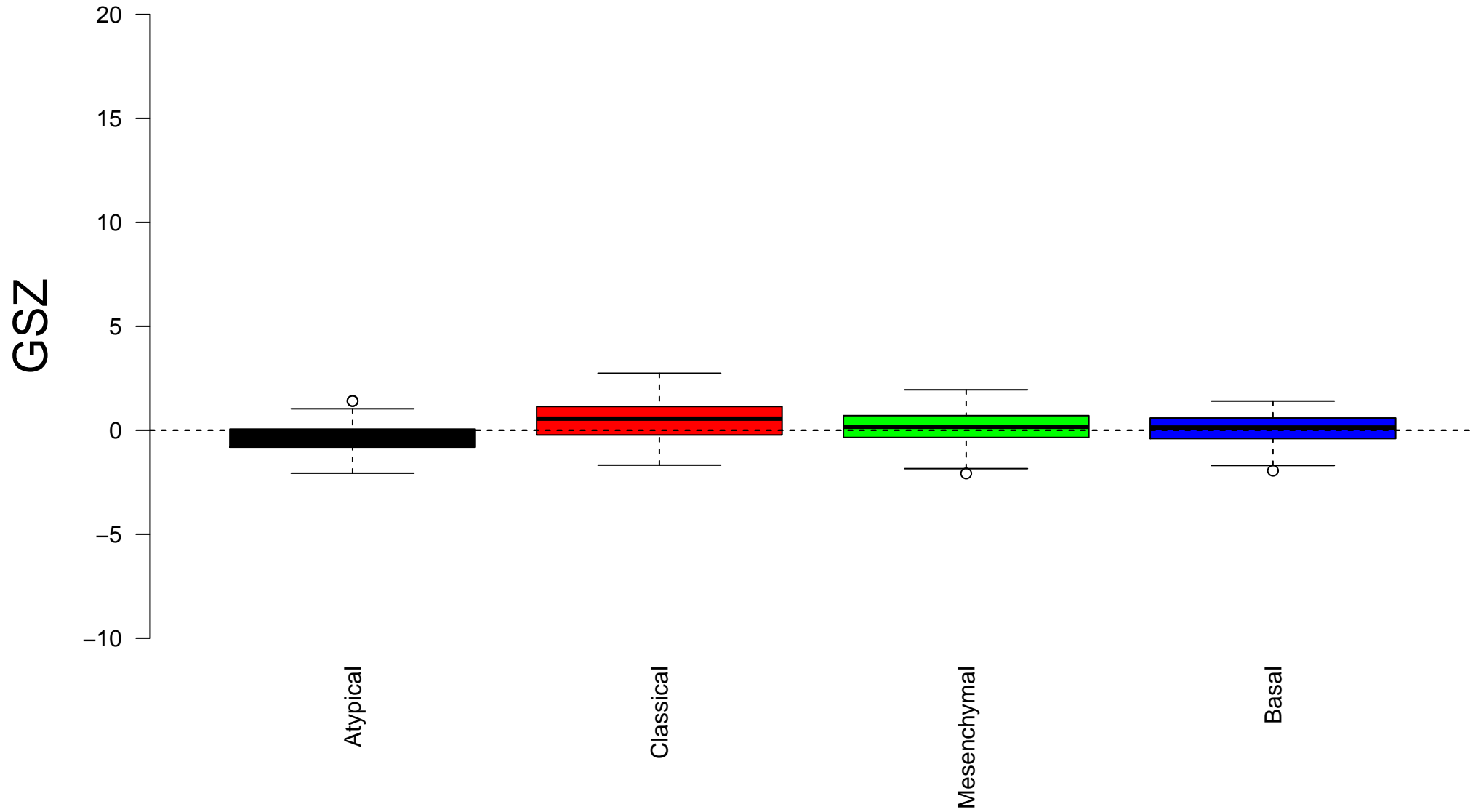



TONKS_TARGETS_OF_RUNX1_RUNX1T1_FUSION_SUSTAINED_IN_ERYTHROCYTE_DN



TONKS_TARGETS_OF_RUNX1_RUNX1T1_FUSION_SUSTAINED_IN_ERYTHROCYTE_DN



Enrichment in spots: TONKS_TARGETS_OF_RUNX1_RUNX1T1_FUSION_SUSTAINED_IN_ERYTHROCYTE_DN



Expression of TONKS_TARGETS_OF_RUNX1_RUNX1T1_FUSION_SUSTAINED_IN_ERYTHROCYTE_DN in Spot A

Δe

1.0

0.5

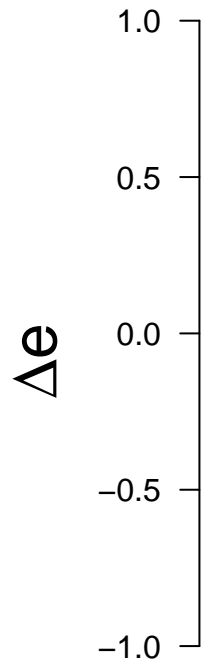
0.0

-0.5


-1.0




Expression of TONKS_TARGETS_OF_RUNX1_RUNX1T1_FUSION_SUSTAINED_IN_ERYTHROCYTE_DN in Spot B




Expression of TONKS_TARGETS_OF_RUNX1_RUNX1T1_FUSION_SUSTAINED_IN_ERYTHROCYTE_DN in Spot C




Expression of TONKS_TARGETS_OF_RUNX1_RUNX1T1_FUSION_SUSTAINED_IN_ERYTHROCYTE_DN in Spot D




Expression of TONKS_TARGETS_OF_RUNX1_RUNX1T1_FUSION_SUSTAINED_IN_ERYTHROCYTE_DN in Spot E



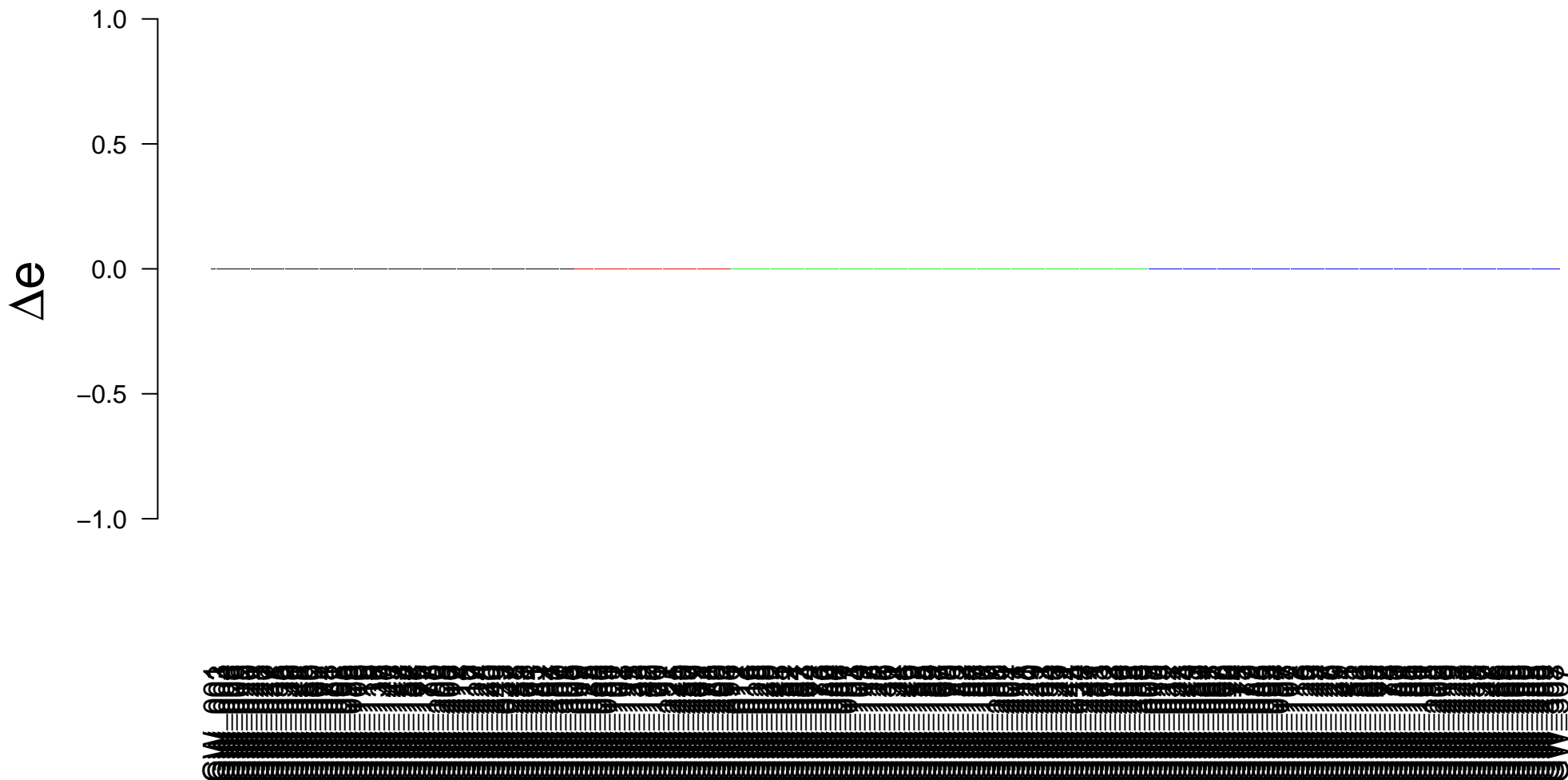
Expression of TONKS_TARGETS_OF_RUNX1_RUNX1T1_FUSION_SUSTAINED_IN_ERYTHROCYTE_DN in Spot F




Expression of TONKS_TARGETS_OF_RUNX1_RUNX1T1_FUSION_SUSTAINED_IN_ERYTHROCYTE_DN in Spot G




Expression of TONKS_TARGETS_OF_RUNX1_RUNX1T1_FUSION_SUSTAINED_IN_ERYTHROCYTE_DN in Spot H




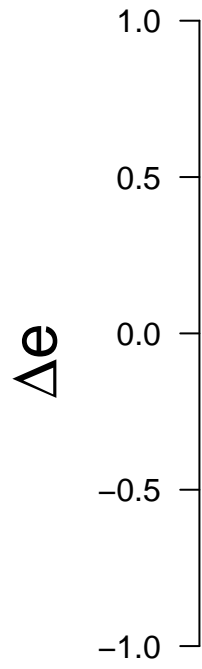
Expression of TONKS_TARGETS_OF_RUNX1_RUNX1T1_FUSION_SUSTAINED_IN_ERYTHROCYTE_DN in Spot I



Expression of TONKS_TARGETS_OF_RUNX1_RUNX1T1_FUSION_SUSTAINED_IN_ERYTHROCYTE_DN in Spot J



Expression of TONKS_TARGETS_OF_RUNX1_RUNX1T1_FUSION_SUSTAINED_IN_ERYTHROCYTE_DN in Spot K



Expression of TONKS_TARGETS_OF_RUNX1_RUNX1T1_FUSION_SUSTAINED_IN_ERYTHROCYTE_DN in Spot L

Δe


1.0

0.5

0.0

-0.5

-1.0



Expression of TONKS_TARGETS_OF_RUNX1_RUNX1T1_FUSION_SUSTAINED_IN_ERYTHROCYTE_DN in Spot M

Δe

1.0

0.5


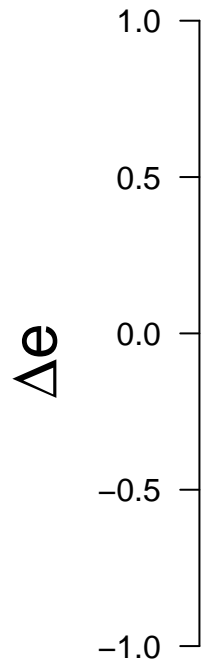
0.0

-0.5

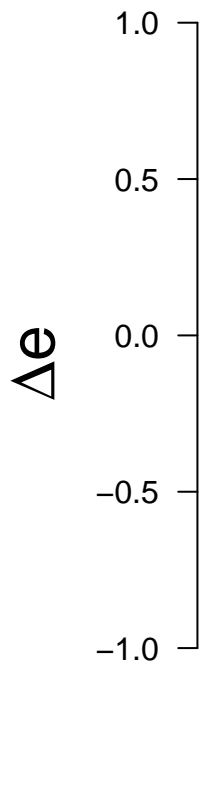
-1.0



Expression of TONKS_TARGETS_OF_RUNX1_RUNX1T1_FUSION_SUSTAINED_IN_ERYTHROCYTE_DN in Spot N



Expression of TONKS_TARGETS_OF_RUNX1_RUNX1T1_FUSION_SUSTAINED_IN_ERYTHROCYTE_DN in Spot O



Expression of TONKS_TARGETS_OF_RUNX1_RUNX1T1_FUSION_SUSTAINED_IN_ERYTHROCYTE_DN in Spot P

Δe


1.0

0.5


0.0

-0.5

-1.0



Expression of TONKS_TARGETS_OF_RUNX1_RUNX1T1_FUSION_SUSTAINED_IN_ERYTHROCYTE_DN in Spot Q



Expression of TONKS_TARGETS_OF_RUNX1_RUNX1T1_FUSION_SUSTAINED_IN_ERYTHROCYTE_DN in Spot R

Δe

1.0

0.5

0.0

-0.5

-1.0

